

School Holiday Activity Pack

SPRING 2024 🌸 🌺 🌻 🌷 🌼

Follow your curiosity, explore, and earn hours!





How to earn hours in your passport

 <h2>At school</h2> <p>Examples: Earn unlimited hours for activities outside of class time. Examples: lunchtime clubs, school sport teams, choir, volunteering in the library/canteen, etc.</p>	 <h2>Learning Destinations</h2> <p>Get your passport stamped each time you visit a CU Learning Destination listed on cuaportal.com. Examples: museums, zoos, libraries, botanical gardens, etc.</p>
 <h2>Outside school</h2> <p>Earn up to 10 hours for regular clubs or classes every year. Complete a 10-hour reflection form on cuaportal.com or with your School Coordinator. Examples: sports clubs, martial arts, drama or dance classes, orchestra, etc.</p>	 <h2>Portfolio of Learning</h2> <p>Reflect on new learning experiences not listed on cuaportal.com. Complete a reflection to earn 30 minutes in your passport. Examples: mowing the lawn, cooking a meal, building a cubby, grooming your pet, caring for injured wildlife, learning to knit or sew, babysitting, etc.</p>
 <h2>cuaportal.com</h2> <p>Discover hundreds of fun activities, covering topics like cooking, science, art, dance, nature, and animals.</p>	 <h2>Visit Diary</h2> <p>If you visit a place not listed as a CU Learning Destination, complete a Visit Diary form on cuaportal.com to earn hours.</p>
 <h2>Holiday activities</h2> <p>Children's University hosts on-campus days at the University of Tasmania during school holidays. Some Learning Destinations also have holiday activities you can attend.</p>	 <h2>Holiday activity packs</h2> <p>Children's University creates an activity pack for you to use each school holidays. You will receive it from your School Coordinator.</p>



Important things to remember

- Children’s University is all about trying new things. To encourage that, we have the ‘1/3 Rule’. A maximum of 1/3 of your total hours for the year can be earned in any single activity. For example, if you earn 10 hours from playing soccer, you need 20 hours from at least two other activities to reach your first graduation milestone of 30 hours.
- Only Learning Destinations, School Coordinators, or the CU team can allocate hours and stamp your passport.
- Your hours are recorded in your passport and online, so there’s no need for a separate list or log.
- Online **cuportal.com** activities are written in your passport by your School Coordinator, so you don’t have to do it yourself.

Graduation

To graduate for the first time, you need to earn at least 30 hours. When you qualify to graduate, you and your family will be invited to a special University of Tasmania ceremony. You will wear a graduation cap and gown and go up on stage to receive your award. Afterwards, there will be a celebration with food and refreshments.

2024 Graduation ceremony dates

- Hobart – 12 and 13 November
- Burnie – 26 November
- Devonport – 27 November
- Launceston – 29 November

CU Award Levels

Undergraduate Level	Bronze	Silver	Gold
Awards	30	65	100
Certificates	130	65	200
Diplomas	230	265	300
Degrees	330	365	400
Postgraduate Level			
Awards	430	465	500
Certificates	530	656	600
Diplomas	630	665	700
Masters Degrees	730	765	800
Doctorate Level			
Doctorates	830	865	900
Fellowships	930	965	1000

If you have any questions, please speak to your School Coordinator, or contact your Children’s University Regional Lead.

Contact us

Email: cu.tasmania@utas.edu.au | Web: utas.edu.au/childrens-university
 Facebook: facebook.com/ChildrensUniversityTasmania



Hello spring!



Spring is in the air! After a long and cold winter, it's thrilling to feel the warmer sun on your face and to enjoy the longer days.

Spring occurs between September and November. The spring temperature transition from winter to summer does not happen everywhere. In the regions close to the Equator, temperatures stay warm throughout the year. In the areas by the poles the temperatures stay cold throughout the year. The seasonal changes are most noticeable in the regions between the Equator and the poles.

Spring is a great time to observe things around you – see plants growing, watch for wildlife, enjoy the vibrant colours.

What are some signs of spring?

- Trees, plants and flowers start to bud, grow and bloom. Flowers that typically bloom in spring include wattle, lilacs, daffodils, lilies, and dandelion.
- Animals become more active. Joeys leave their mothers' pouches. Insects, such as ladybirds and butterflies, appear. Sheep lamb. Cows calve. Birds nest and hatch. Migratory birds arrive. Some animals emerge from hibernation.



Signs of spring



 **PASSPORT**
Earn up to 1 hour
in your passport!

Have you spotted any signs of spring?

Blossoms blooming? Buzzing bees? Longer days, lighter evenings? Singing birds?

Choose a sign of spring. What more can you find out about it? Make a poster below!

 **Earn your passport stamp!**


Show your School Coordinator and discuss your sign of spring.

Rate your experience out of 5  (colour in the stars)


























Nature scavenger hunt

PASSPORT
Earn up to 1 hour
in your passport!



NATURE SCAVENGER HUNT

FEATHER 	ANT 	BUTTERFLY 	BEEBLE 	MOSS 
NEST 	SNAIL 	FERN 	ROCK 	BEE 
BIRD 	FLOWER 	SOMETHING FUZZY 	SOMETHING PURPLE 	SOMETHING ROUND 
FLAT ROCK 	Y-SHAPED BRANCH 	SEED POD 	WORM 	CATERPILLAR 
PINE NEEDLES 	ACORN 	PINECONE 	ANIMAL TRACKS 	SOMETHING BLUE 

ArtfulParent.com Copyright © 2020 Artful Media LLC



Banana split

✓ PASSPORT
Earn up to 1 hour in your passport!

Prep time: 10 minutes
Cook time: 3 minutes
Makes: 1 serve

TIP
Don't forget to clean up!

You'll need

- 1 banana, peeled, cut lengthways
- 2 scoops vanilla ice cream
- 3 pecans, chopped

Homemade chocolate sauce

- 100g dark chocolate, broken into squares
- ¼ cup cream

Instructions

(with an adult supervising)

- To make the chocolate sauce: Place chocolate and cream in a microwave-safe jug. Microwave uncovered, on HIGH (100%) power for 2 to 3 minutes, stirring every minute.
- Place banana slices in a bowl. Top with ice cream.
- Drizzle with chocolate sauce. Sprinkle with nuts. Serve.



✓ Earn your passport stamp!

- Show your School Coordinator a photo or drawing of your banana split.
- Tell your School Coordinator about your experience and thoughts, e.g. How did the recipe work? Did you make any changes to the recipe? How did it taste? What would you do differently next time? Would you make a banana split again?

ENJOY

Rate your experience out of 5 ☆☆☆☆☆ (colour in the stars)



Aussie Bird Count 14-24 October 2024



The Aussie Bird Count is an activity for all-ages that involves observing and counting the birds that live near you – whether that’s in your garden, the local park, a beach or even your town centre.

By counting the birds you’ve seen within a 20-minute period, you will help BirdLife Australia develop an understanding of local birds whilst getting to know the wildlife on your doorstep!

Taking part is easy!

- 1 20 minutes**
Just spend 20 minutes in your favourite outdoor space and tell us about the birds you see during that period.
- 2 Count the birds**
You can submit your results using the app or the web form.
- 3 Bird finder**
There’s a built-in “bird finder” tool to help you identify birds you’re unsure of.
- 4 Submit your count**
You can count as many times as you want. Every count helps.

Get involved at: aussiebirdcount.org.au

Want to count more birds?

If you’re keen to submit bird surveys year-round, check out these bird monitoring programs: birdlife.org.au/projects/birds-in-backyards and birddata.birdlife.org.au

Did you know?

By being part of the Aussie Bird Count you become a citizen scientist. Citizen scientists are everyday people who volunteer to help with scientific research. They may design experiments, collect data, analyse results and solve problems.

To find citizen science opportunities visit: inspiringtas.org.au/more-science/citizen-science



You might like to try:

- Bush Blitz**
Backyard Species Discovery
bushblitz.org.au/introducing-an-expedition-for-everyone
- Questagame**
The World’s first game where players help save life on Earth. Submit a sighting. Any specimen. Anywhere. questagame.com



Aussie Bird Count 14-24 October 2024

Top 3 birds Counted in each state & territory



ACT

- 1 - Sulphur-crested Cockatoo
- 2 - Australian Magpie
- 3 - Noisy Miner



NSW

- 1 - Rainbow Lorikeet
- 2 - Noisy Miner
- 3 - Sulphur-crested Cockatoo



NT

- 1 - Magpie Goose
- 2 - Red-collared Lorikeet
- 3 - Little Corella



SA

- 1 - Rainbow Lorikeet
- 2 - New Holland Honeyeater
- 3 - House Sparrow



TAS

- 1 - House Sparrow
- 2 - Silver Gull
- 3 - Common Blackbird



VIC

- 1 - Rainbow Lorikeet
- 2 - Australian Magpie
- 3 - Noisy Miner



WA

- 1 - Rainbow Lorikeet
- 2 - New Holland Honeyeater
- 3 - Galah



QLD

- 1 - Rainbow Lorikeet
- 2 - Noisy Miner
- 3 - Torresian Crow



EXTERNAL TERRITORIES

- 1 - White Tern
- 2 - Sooty Tern
- 3 - Common Blackbird



Next year's Aussie Bird Count

14-20 October 2024





Aussie Bird Count 14-24 October 2024

PASSPORT
Earn up to 1 hour
in your passport!


Bird Bingo



Learned to ID a new bird



Counted a bird on a wire




Counted a bird in water



Didn't see a Noisy Miner



Counted more than 10
birds of the same species



Counted a bird with food
in its mouth



Identified a bird by its call



Counted 5 or more magpies



Noticed something new about
my backyard/local park


#aussiebirdcount
aussiebirdcount.org.au





Find your way through the maze!

 **PASSPORT**
Earn up to 30 mins
in your passport!



Earn your passport stamp!

- Show your School Coordinator.
- To earn an additional 30 mins in your passport, make your own maze and show your School Coordinator.

Rate your experience out of 5  (colour in the stars)





Word search

PASSPORT
Earn up to 30 mins
in your passport!



AUSTRALIAN MAGPIE

BLACK SWAN

COMMON BLACKBIRD

GREY FANTAIL

HOUSE SPARROW

KELP GULL

SILVER GULL

SULPHUR CRESTED
COCKATOO

SUPERB FAIRY WREN

A G N I L R A T S N O M M O C O N R I A T Q S Y
X C J H S C F A U N X M C I Z N A W S K C A L B
L J V D X P K K O R N J K D L G E W V G R D O P
G H T E Q N M K T Z H I H O U S E S P A R R O W
K X I G G J E Z M R J H O A O I P K F P Z S C S
L L U G R E V L I S Z Z R R J W Y J R C M Y S S
D O O U K E U R O P E A N G O L D F I N C H C L
U S L I L T O Y E L L O W W A T T L E B I R D G
W Z V C O M M O N B L A C K B I R D D P B U F X
J Q U C D T U K F F I D B C G P U Y D I U W O V
B D R I B E L T T A W E L T T I L A G O U N W C
E I P G A M N A I L A R T S U A G K N H S C Y K
X C D K N S W E N E R W N Y R I A F B R E P U S
Q V L J Z P L I A T N A F Y E R G L F H A K O F
R M A S K E D L A P W I N G S H B Q R Y X U W R
K Q V L Y C L D X T T V L N E V A R T S E R O F
G B F J R E T A E Y E N O H D N A L L O H W E N
Q H D W W E L C O M E S W A L L O W A S B L B F
S U L P H U R N C R E S T E D C O C K A T O O Q
Q W D X S U M J G Q D E R E N I M Y S I O N D J
Y N I B C Z F V E S O B I P Z B H V L H P I C V
A T A S M A N I A N N A T I V E T H E N E O V U
Q M N A L L E S O R N E E R G L K R I A U T V D
I S K I B N V A L H G L L U G P L E K C P L U Y

✓ Earn your passport stamp!

- Show your School Coordinator.
- To earn an additional 30 mins in your passport, make your own maze and show your School Coordinator.

Rate your experience out of 5 ☆☆☆☆☆ (colour in the stars)



Code breaker

PASSPORT
Earn up to 30 mins in your passport!

A different symbol stands for each letter of the alphabet.
Write the correct letter in the blank space to solve the coded messages!

♣	◇	⌘	●	◻	▽	◎	♥	←	✦	⚙	⊕	+
A	B	C	D	E	F	G	H	I	J	K	L	M
★	⊗	◐	▲	◻	❄	△	◐	▼	⌘	◆	⊗	
N	O	P	Q	R	S	T	U	V	W	X	Y	Z

♥ ⊗ ⌘ ● ← ● △ ♥ ◻ ◇ ◻ ◻ ◇ ◻ ◻ ◐ ❄ ♥

♥ ◻ ◻ ♥ ♣ ← ◻ ?

?

⌘ ← △ ♥ ♣ ♥ ⊗ ★ ◻ ◆ ⌘ ⊗ + ◇ .

.

● ⊗ ◻ ❄ ▽ ◻ ◇ ◻ ◐ ♣ ◻ ◆ ⊕ ← ⚙ ◻

+ ♣ ◻ ⌘ ♥ ?

?

★ ⊗ ◇ ◐ △ ♣ ◐ ◻ ← ⊕ + ♣ ◆ .

.

⌘ ♥ ♣ △ ⚙ ← ★ ● ⊗ ▽ ◇ ⊗ ⊗ ⚙ ● ⊗ ◻ ❄ ♣

◻ ♣ ◇ ◇ ← △ ⊕ ← ⚙ ◻ ♣ △ ◇ ◻ ● △ ← + ◻ ?

?

⊗ ★ ◻ ⌘ ← △ ♥ ♣ ♥ ⊗ ◐ ◐ ◆ ◻ ★ ● ← ★ ◎ !

!



✓ Earn your passport stamp!

- Show your School Coordinator.
- To earn an additional 30 mins in your passport, make your own code breaker and show your School Coordinator.

Rate your experience out of 5 ☆☆☆☆☆ (colour in the stars)



Seed jar

PASSPORT
Earn up to 2 hours
in your passport!

You'll need

- Paper towels or cotton wool
- Water
- Seeds, e.g. sunflower, peas, beans, etc
- Large jar

What to do

1. Fill the jar with paper towels.
2. Gently add water to the jar to wet the paper towels. Don't flood it!
3. Carefully push seeds into the paper towels around the edge of the jar so you can still see them. Make sure they are firmly in place.
4. Put your jar in a safe place. Check it regularly to observe any changes.
5. To earn an additional hour in your passport, take photos or make drawings showing the changes to your seed jar each day. Write down what you observe.



What are you looking for?

1. A root to pop out of the side.
2. Then a root to push down into the soil.
3. Next, you are looking for root hairs.
4. The seed will push up while the root hairs push down.
5. Lastly, you are looking for the shoots to come up!

✓ Earn your passport stamp!

- Show your School Coordinator a photo or drawing of your seed jar.
- Tell your School Coordinator about your experience and thoughts, e.g. What happened? Do seeds need light to germinate? Do you think different seeds germinate differently?

Rate your experience out of 5 ☆☆☆☆☆ (colour in the stars)



Impossible quiche

✓ PASSPORT
Earn up to 1.5 hours in your passport!

Prep time: 10 minutes
Cook time: 40 minutes
Makes: 1

TIP
Freeze for up to 2 months!

You'll need

- 125g ham, chopped
- 1 small onion, finely chopped
- 1½ cups (180g) grated tasty cheese
- ⅓ cup (50g) self-raising flour
- 4 eggs
- 1½ cups (375ml) milk



Instructions

(with an adult supervising)

1. Preheat oven to 200°C. Grease a 5-cup capacity pie dish.
2. Combine ham, onion, cheese, flour in a medium bowl. Season with salt and pepper. Scatter over base of dish.
3. Whisk eggs and milk together in a large jug and pour over ham mixture. Cook for about 40 minutes or until puffed and golden. Cool slightly. Serve warm or cold.

✓ Earn your passport stamp!

- Show your School Coordinator a photo or drawing of your impossible quiche.
- Tell your School Coordinator about your experience and thoughts, e.g. How did the recipe work? Did you make any changes to the recipe? How did it taste? What would you do differently next time? Would you make a quiche again? If yes, what type or flavours would you like to try?

Rate your experience out of 5 ☆☆☆☆☆ (colour in the stars)



Flower art

PASSPORT
Earn up to 1 hour
in your passport!

Here are some famous flower artworks that make the canvas bloom!



Still Life with Irises
by Vincent Van Gogh



Bouquet of Roses by
Pierre-Auguste Renoir



Amaryllis
by Piet Mondrian




Flower Garden
by Gustav Klimt



Water Lilies
by Claude Monet

Make your own flower artwork!

You could pick some flowers and arrange them in a vase for a still life painting or drawing.
Or you could go outside with your art materials and capture some flowers in the garden or park.



✓ Earn your passport stamp!

Show your School Coordinator.

Rate your experience out of 5 ☆☆☆☆☆ (colour in the stars)



Flower dissection

PASSPORT
Earn up to 1 hour in your passport!

You'll need

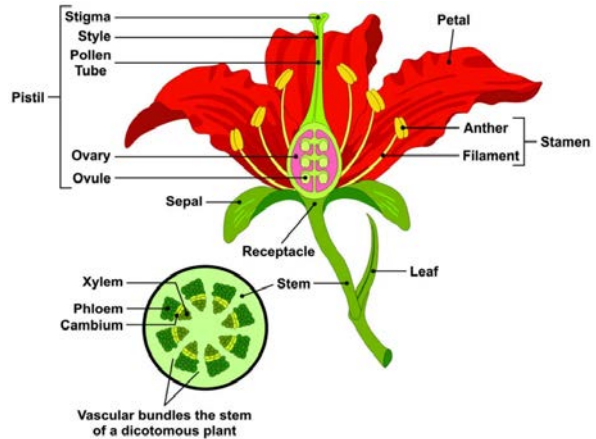
- Flowers
- Scissors
- Tweezers



Instructions

(with an adult supervising)

1. Take a nature walk outside and find some flowers. Try to find some different types.
2. Touch and smell the flowers.
3. Use your fingers or tweezers to carefully take apart each flower. Start with the petals and work inward.
4. Try to identify the parts. Stem, leaves, petals, stamen, pistil.
5. Look closely and see what other details you notice about the flower and its parts.
6. To earn an additional 1 hour in your passport, take photos or make drawings of a dissected flower and name the parts.



✓ Earn your passport stamp!

- Show your School Coordinator a photo or drawing of your dissected flowers (or bring them to school).
- Tell your School Coordinator about your experience and thoughts, e.g. What was it like dissecting the flowers? Were some flowers easier or harder to dissect and identify? Which flower was the most interesting? Why?

Rate your experience out of 5 ☆☆☆☆☆ (colour in the stars)



Bird migration postcard



What is migration?

A long journey to a new home is called a migration. Migrating animals generally go back and forth between summer and winter homes. When people migrate, however, they often are changing homes permanently.

Animals migrate for different reasons. Many migrate to breed or to find food. Some animals migrate to places where they can hibernate, or rest for the winter. Others migrate because the weather is too hot, too cold, too wet, or too dry during certain times of the year.

Instructions

Here's how to get started:



1. Choose a migrating bird: Select a migratory bird species that interests you, e.g. Arctic tern, peregrine falcon, etc.
2. Research your bird's migration journey: Learn about the bird's migration route, including its starting point, destination, and any interesting facts about its journey.

3. Create your postcard: Include a colourful illustration of your bird and its migration route map. Write a message describing your adventures, challenges, and exciting discoveries. (Your postcard template is on the next page)





Bird migration postcard

PASSPORT
Earn up to 1 hour
in your passport!

✓ Earn your passport stamp!

Show your School Coordinator.

Rate your experience out of 5 ☆☆☆☆☆ (colour in the stars)



Book review

 **PASSPORT**
Earn 30 minutes
in your passport!

Have you read or listened to a book lately? Tell us about it!

What book did you read/listen to?

Who is the author of the book?

List the main characters in the book:

Why did you choose to read/listen to this book?

What was your favourite part of the book? Why?

Who was your favourite character? Why?

If you could change one thing about the book, what would it be?



Book review

Draw your own cover for this book!



 **Earn your passport stamp!**

Show your School Coordinator your book review.

Rate book out of 5 ☆☆☆☆☆ (colour in the stars)





Movie/TV show review

PASSPORT
Earn 30 minutes
in your passport!

Have you watched a movie or TV show lately? Tell us about it!

What movie/TV show did you watch?

What is the movie/TV show genre (e.g. comedy, action, romance, etc)?

List the main characters in the movie/TV show:

Tell us about the plot of the movie/TV show:

Why did you choose to watch this movie/TV show?

Give three reasons you liked this movie/TV show:

Who was your favourite character? Why?

If you could change one thing about the movie/TV show, what would it be?



Movie/TV show review

Draw a picture of your favourite character!

 **Earn your passport stamp!**

Show your School Coordinator your movie/TV review.

Rate movie/TV show out of 5  (colour in the stars)

Please note: A maximum of 10 movie reviews per year can count towards your Passport hours.



Learning Visit Diary

Did you visit an organisation or place and have a great learning experience?

Tell us about it to earn 30 minutes in your passport.

I visited _____ (name of organisation or place)

in _____ (town, city, country)

on ___ / ___ / ___ (date) with _____ (name of person).

I arrived at _____ (time) and left at _____ (time).

While I was there, I learnt these three things:

1. _____

2. _____

3. _____

The best thing about this learning visit was:



Learning Visit Diary

One thing I would like to learn more about after the visit is:

Here is a drawing/photo of my favourite part of the visit:

One thing I would do to improve this visit would be:

Rate your experience out of 5 ☆☆☆☆☆ (colour in the stars)



Portfolio of Learning

Are you finding new and fun learning opportunities?

Did you know you can earn hours by starting a Portfolio of Learning?

How does it work?

1. Find a new learning activity that's not on the Children's University Facebook page or Portal.
2. Do the activity.
3. Complete a reflection entry for your Portfolio of Learning.
You can handwrite it or enter it in the Portal.
4. Show your School Coordinator for approval.
5. Earn 30 minutes in your passport for each portfolio entry.
You can include up to 5 hours of learning in your portfolio each week.

Start your Portfolio of Learning today!

Portfolio of Learning – Reflection Entry
Name: _____
Description of activity: _____

Date: ____ / ____ / ____



Portfolio of Learning

Reflection 1 (You must answer at least four of these questions)

- Why did you choose this learning activity?
- What was the most challenging part of this activity?
- Who would you recommend this activity to and why?
- What is the most interesting part of this activity?
- How would you improve this activity?
- Is this new learning, or is it similar to something you have learned or completed before?
- Why is this a successful learning activity for you?
- How could you change this activity to make it more challenging?

Reflection 2

Example:

I would recommend this activity to _____

with _____

The most interesting part of this activity was: _____



Portfolio of Learning

Reflection 3

Example:

This was successful learning for me because...

To make this activity more challenging, I would...

Reflection 4

Example:

I would improve this activity by...

This was new learning because...

This was similar to...

Rate your experience out of 5  (colour in the stars)



Cornflake biscuits

PASSPORT
Earn up to 1.5 hours in your passport!

Prep time: 20 minutes
Cook time: 20 minutes
Makes: 14 biscuits

TIP
These go well with a glass of milk



You'll need

- 125g butter, at room temperature
- 100g (½ cup) caster sugar
- 1 egg
- 150g (1 cup) self-raising flour
- 45g (¼ cup) currants
- Pinch salt
- 60g (2 cups) cornflakes, crushed slightly

Instructions

(with an adult supervising)

1. Preheat the oven to 180C/160C fan forced. Line 2 baking trays with baking paper.
2. Beat the butter and sugar in a bowl until pale and creamy. Beat in the egg. Fold in the flour, currants and salt and mix until well combined.
3. Place the cornflakes in a bowl. Spoon heaped tablespoonfuls of the butter mixture into the cornflakes. Toss the mixture gently in the cornflakes to coat and form balls.
4. Place the balls 8cm apart on the tray to allow room for spreading. Bake for 15-18 mins or until golden. Cool the biscuits on the tray before transferring to a wire rack to cool.

✓ Earn your passport stamp!

- Show your School Coordinator a photo or drawing of your biscuits.
- Tell your School Coordinator about your experience, e.g. How did the recipe work? Did you make any changes to the recipe? How did it taste? What would you do differently next time? Would you make biscuits again? If yes, what type or flavours would you like to try?

Rate your experience out of 5 ☆☆☆☆☆ (colour in the stars)



Learning Destination



AMEB

Find out how AMEB can support your goals in the performing arts.. and life!

Events: Attend workshops and masterclasses to support and amplify your learning. Most events are free to attend.

Exams: Get qualified for doing what you love. Exams are a national benchmark for the skills you're developing. Grades 4+ can earn bonus TCE points toward your study goals.

Learn more: utas.edu.au/ameb

Hydro Tasmania

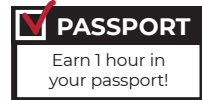
Going for a drive? Explore Tasmania's hydropower with Hydro Tasmania's self-driving tours:

- North West Hydropower Trails (Forth Valley, Mersey Valley, Western Tiers)
- Highlands Power Trail
- Waddamana Power Station Heritage Site

Find out more: Log in to cuaportal.com and search 'Hydro' or visit hydro.com.au



Learning Destination



North West



Burnie Regional Museum

Little Alexander Street, Burnie TAS 7320

Wander the charming Federation Street. See how people lived more than 110 years ago. Discover the lifestyles and aspirations of our forebears. Rooms come alive with personal treasures, memorabilia, and tools of the trade.

Explore Burnie's beginnings as a privately owned enterprise. Follow its progress through the 19th century. Discover many of Burnie Regional Museum's interesting and significant objects.

Learn about early exploration and the exploits of the Van Diemen's Land Company. Discover what life was like in the region for early settlers.

Entry fees

FREE.

Open Wednesday–Friday, 10am–4pm

Passport

Earn 1 hour in your passport, stamped on-site.



Devonport Regional Gallery

145-151 Rooke Street, Devonport TAS 7310

Use the It's ok @ DRG guide to tour the exhibitions. Find new ways to engage with art and map your journey.

Fun fact: The guide was co-designed by Children's University members and DRG staff.

Entry fees

FREE

Passport

Earn 1 hour in your passport, stamped on-site.
paranapleartscentre.com.au/devonport-regional-gallery

Circular Head Heritage Centre

12 Nelson Street, Smithton TAS 7330

Explore the displays featuring local artefacts and stories of the Circular Head region.

Entry fees

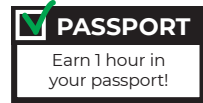
Adult \$5, child (16 years and under) FREE

Passport

Earn 1 hour in your passport, stamped on-site.
circularheadheritagecentre.com.au



Learning Destination



West



West Coast Heritage Centre

114 Main Street, Zeehan TAS 7469

Learn about the exciting mining history of the West Coast and how geology and earth science is all about rocks and minerals in the West! A range of wonderful and exciting exhibits can be seen at the museum such as an underground mine. Learn how Blacksmith's forge steel using heat as well as what a geologist does, and what amazing rocks and minerals we have for our sustainable future.

Entry fees

Discounted family tickets available.

Open 9:30am–4pm.

Passport

Earn up to 2 hours in your passport, stamped on-site.

Family Fun Day!

Thursday 10 October 2024

Great opportunity for families to enjoy a West Coast Space show, get involved in coding and gaming activities, join Jane one of our UTAS PHD students for fun science activities, learn about rocks and minerals and why ore is so important to our future! Entry is free.

Register your attendance at:
wchzeehan.com.au.



Learning Destination



North



Great Western Tiers Visitor Centre

98-100 Emu Bay Road, Deloraine TAS 7304

The Folk Museum was once the Family and Commercial Inn. Today it reflects the life of the country publican and his family.

The Museum's focus is on the horse-drawn era and the gardens contain many farm implements. Explore the indoor museum and outdoor area and try the new activities co-designed by children through our Limitless Learning project!

Entry fees

Adult \$10

Concession \$8

Child \$4

Family \$20

*Entry includes admission to YARNS Artwork in Silk.

Passport

Earn up to 2 hours in your passport, stamped on-site.

South



Tasmanian Museum and Art Gallery

Dunn Place, Hobart TAS 7000

Ask the staff at the Visitor Information Desk for suggestions on what you should see and do. Borrow a Discovery Backpack, join a guided tour or browse the galleries.

There are permanent collections, touring and temporary exhibitions and special displays.

Entry fees

FREE

Passport

Earn up to 2 hours in your passport, stamped on-site.

tmag.tas.gov.au

Lift Off! Festival – October school holidays

Enjoy a range of free or low-cost activities, performances and workshops for children of all ages.



UCTV Alive for Kids

PASSPORT
Earn up to 60 mins
in your passport!



Dr Heidi Auman from the University of Tasmania talks about threats to albatrosses including plastic ingestion.

► **Watch now:**
Visit cuaportal.com and search 'UCTV 34'

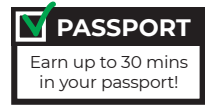


Join Jeff McClintock, the Community Garden Coordinator at the University of Tasmania, for a step-by-step guide to hot composting.

► **Watch now:**
Visit cuaportal.com and search 'UCTV 35'




Spring mindfulness colouring-in



Take three deep breaths and take a moment to scan the colouring page.
What do you notice?

Let your mind relax as you colour it in. Keep your attention and thoughts in the present moment. Mindfulness colouring can help improve mood, concentration, focus and wellbeing.






Spring mindfulness colouring-in

PASSPORT
Earn up to 30 mins
in your passport!

Take three deep breaths and take a moment to scan the colouring page.
What do you notice?

Let your mind relax as you colour it in. Keep your attention and thoughts in the present moment. Mindfulness colouring can help improve mood, concentration, focus and wellbeing.





Spring mindfulness colouring-in



✓ Earn your passport stamp!

- Show your School Coordinator.
- Tell your School Coordinator about your experience doing mindfulness colouring in, e.g. How did you feel? Did the time go quickly or slowly? How did you keep your attention in the present moment? Would you try it again?

Rate your experience out of 5 ☆☆☆☆☆ (colour in the stars)



Children's University wants to hear from you!



Tell us what you think about cuportal.com

- What do you like? What don't you like?
- Do you find the portal easy to use?
- Do you like the way the portal looks?
- What should we change?
- What should we keep the same?
- Share your thoughts and ideas!

Likes:

Dislikes:

Ideas:

First name (optional): _____

School (optional): _____

Earn your passport stamp!

Write down your feedback and email it to Children's University or give it to your School Coordinator to send in.

Rate your experience out of 5  (colour in the stars)



Stay Connected

Follow us Facebook to keep up to date with CU news.
Questions? Email: CU.Tasmania@utas.edu.au